




# Johnson Elementary School

 3700 Woodlawn Dr, Columbus, GA 31904

 (706)748-2795

 Grades: K-5

 Enrollment: 323 students

 Greatest Gains (Silver)

## Performance Snapshot

- Johnson Elementary School's **overall performance is higher than 76% of schools in the state** and is higher than its district.
- Its students' **academic growth is higher than 99% of schools in the state** and higher than its district.
- **67.4% of its 3rd grade students are reading at or above the grade level target.**
- Johnson Elementary School is **Beating the Odds**, meaning that it performs better than similar schools.

## School Wide

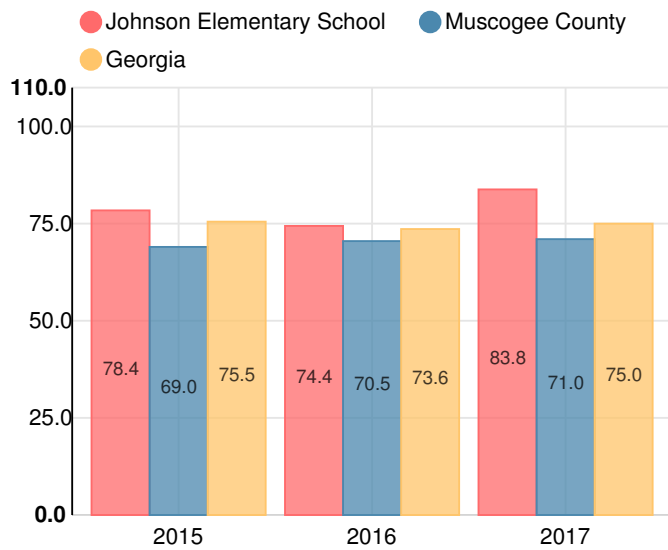
# B

## 83.8

Year	Johnson Elementary School
2017	B
2016	C
2015	C
2014	C
2013	C

Grade conversion	
A	90 - 100
B	80 - 89.9
C	70 - 79.9
D	60 - 69.9
F	0 - 59.9

## CCRPI Single Score



Student Mobility Rate

31.9%

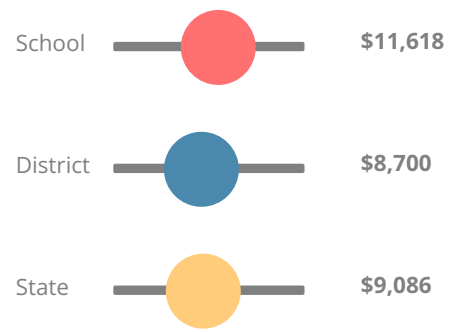
School Climate Star Rating



Financial Efficiency Star Rating

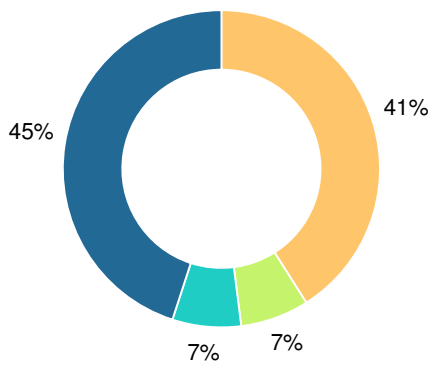


Per Pupil Expenditures



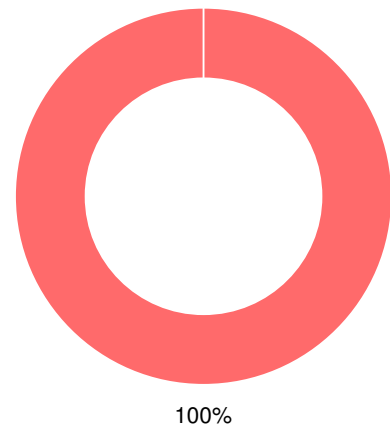
Race/Ethnicity

- Asian/Pacific Islander
- American Indian/Alaskan
- Black
- Hispanic
- Multi-racial
- White



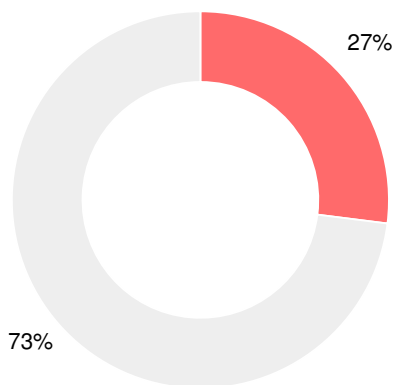
Free/Reduced-Price Lunch (FRL)

- FRL
- Not FRL




Students with Disability (SWD)

- SWD
- Not SWD



English Language Learners (ELL)

- ELL
- Not ELL



# Elementary

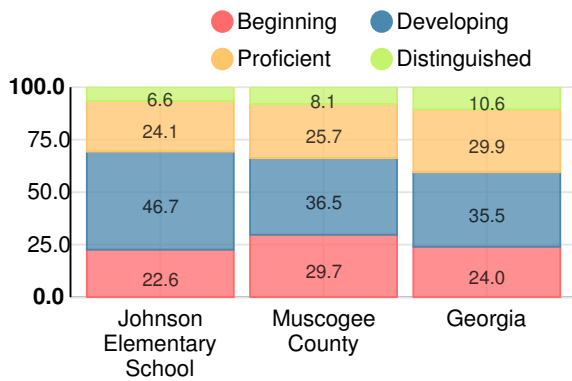
## CCRPI Score

### Johnson Elementary School

Indicator	2017
Achievement	28.8
Progress	40.0
Gap	10.0
Challenge	5.0
<b>CCRPI Score</b>	<b>83.8</b>

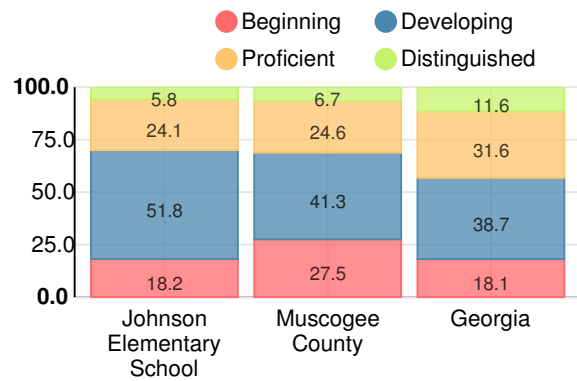
### English

Percent of students scoring in each performance level on 2017 Georgia Milestones for elementary grades



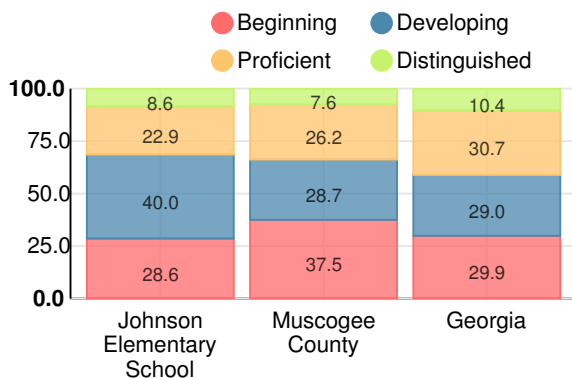
### Mathematics

Percent of students scoring in each performance level on 2017 Georgia Milestones for elementary grades



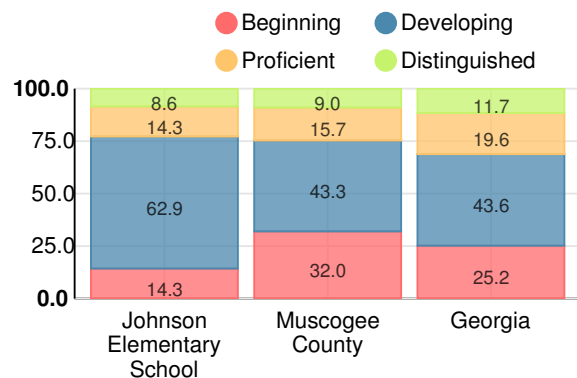
### Science

Percent of students scoring in each performance level on 2017 Georgia Milestones for elementary grades



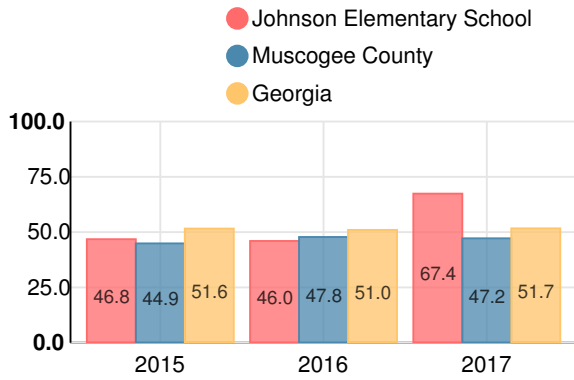
### Social Studies

Percent of students scoring in each performance level on 2017 Georgia Milestones for elementary grades



**Reading at or above the Grade Level Target (3rd Grade)**

Percent of students in grade 3 achieving Lexile measure equal to or greater than 650



**Reading at or above the Grade Level Target (5th Grade)**

Percent of students in grade 5 achieving Lexile measure equal to or greater than 850

